

medartis

PRECISION IN FIXATION

MODUS 2 Product Overview



MODUS

Contents

3	MODUS 2 Introduction
4	System Overview
5	Technology
6	Storage
7	Color Coding
8	MODUS 2 Midface
12	MODUS 2 Mandible
16	MODUS 2 Orthognathics
20	Intermaxillary Fixation System IMF
22	90° Screwdriver
23	Transbuccal Set
24	CMX MODUS 2 Mandible
25	CMX MODUS 2 Orthognathics
26	About Medartis
27	Medartis Loan Service and Contact Addresses

For further information on the MODUS product line, please visit www.medartis.com.

MODUS 2 Introduction

Optimized to Perfection.

MODUS 2 is a new generation of the Medartis osteosynthesis system for oral and maxillofacial surgery. It has been developed to consistently meet the demands of a modern plating system in OMF surgery in the fields of trauma, reconstruction and orthognathics.

MODUS 2 is a further development of proven Medartis technologies and is set apart by its diverse assortment of innovative plate and screw designs for a variety of treatments for the mandible, midface and in orthognathics. Innovations include preshaped plates with improved anatomical fit and a unique grid structure combined with a low plate profile, designs which facilitate bending while simultaneously improving screw stability. Insertion is enhanced by cortical screws featuring an optimized thread at the screw head and a tapered shaft. All MODUS 2 implants and instruments are designed to make it easier for the user.

For easy handling, MODUS 2 also features a compact and clearly arranged storage system and uniform color coding for clear identification of implants, blades and drills.

System Overview

MODUS 2 – Benefits

- Uniform and user-friendly color concept for all systems
- Coverage of a wide range of indications for the midface, mandible and in orthognathics
- Varied choice of containers or sterile packaged implants allows for an individual selection of implants
- Newly developed implants and instruments alongside proven Medartis technologies



MODUS 2
Orthognathics



MODUS 2
Midface




MODUS 2
Mandible

Technology

HexaDrive

- Self-holding properties between screw and screwdriver
- Increased torque transmission




Blue contact surface for torque transmission


Red contact surface for screw retention

SpeedTip

- Immediate cutting of the bone
- Reduced insertion torque thanks to polygonal tip



Polygonal geometry



Self-drilling tip

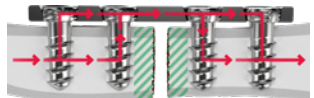
Precise and sharp thread

TriLock

- Multidirectional locking
- Fine-tuning capabilities of fracture fragments



Variable angle $\pm 15^\circ$




Load-free zone (green)

Storage

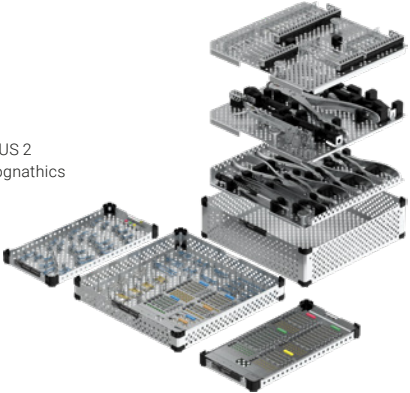
Container

- Compact, clearly arranged system
- Easy to use
- User-friendly storage of implants and instruments
- Validated cleaning and sterilization of the implants in the container

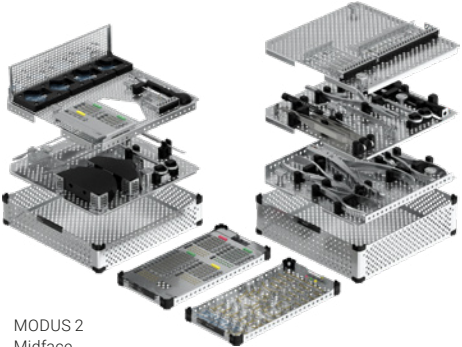
MODUS 2
Mandible



MODUS 2
Orthognathics



MODUS 2
Midface



Color Coding


Uniform color concept for clear identification of drills, screws, plates and screwdrivers.

Screws, Drills, Blades

- 1.2** Red 1.2
- 1.5** Green 1.5
- 1.8** Yellow 1.8
- 2.0** Blue 2.0
- 2.3** Brown 2.3
- 2.5** Purple 2.5

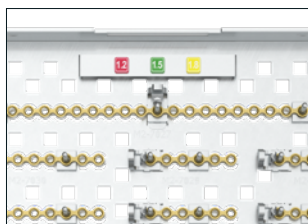
Plates

- TriLock plates (silver)**
- Semi-rigid plates (blue)**
- Rigid plates (gold)**






Container

Plates




Screws




MODUS 2 Midface

Plates

A range of plate thicknesses of 0.5 mm, 0.6 / 0.7 mm and 1.0 mm to accommodate all anatomical midface regions in terms of bone thickness, soft tissue coverage and stability.




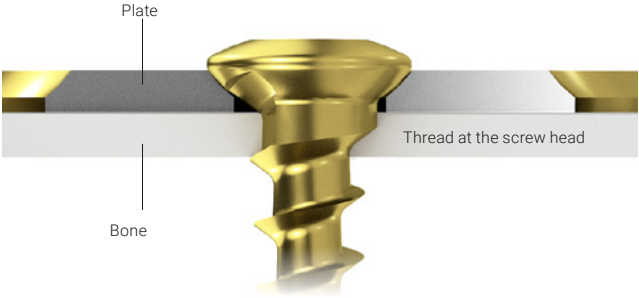
Rounded edges and a smooth surface for soft tissue protection



MODUS 2 Midface

Cortical Screws

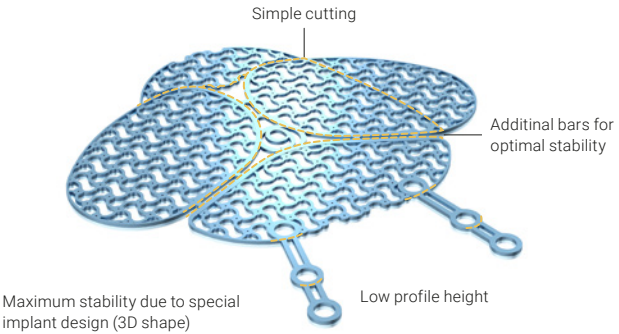
MODUS 2 Midface cortical screws with improved insertion behavior thanks to optimized thread at the screw head and tapered shaft.



MODUS 2 Midface

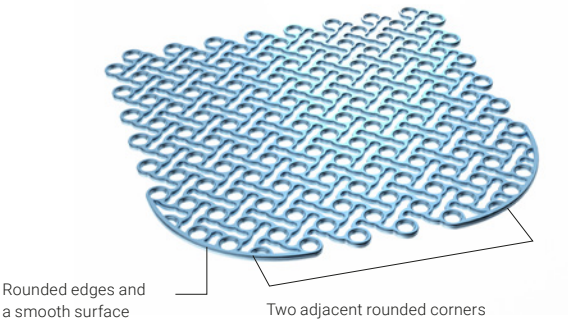
Orbital Floor Plates

- Exact anatomical reconstruction of the orbital structure
- Low profile height of 0.35 mm and 0.4 mm
- Burr-free implant cutting at predefined places
- 3D mesh design based on orbital topology
- Additional stabilization bars
- 4 different implant geometries



Mesh

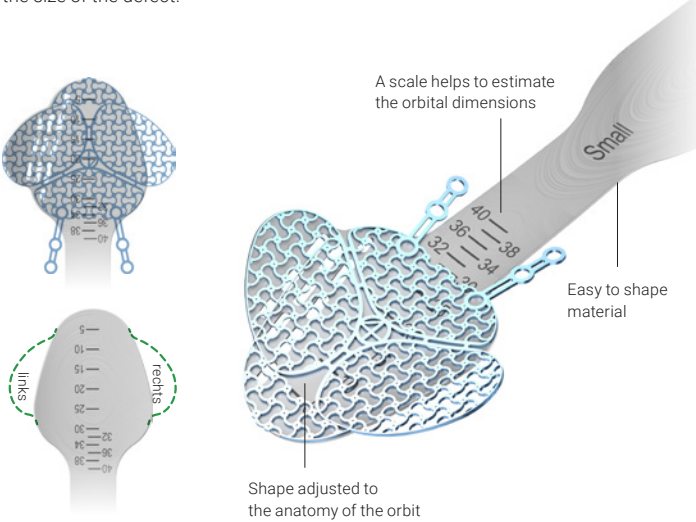
- Two adjacent rounded corners for size 50 × 50 mm
- 3D mesh design
- Low profile height: 0.25 mm / 0.4 mm / 0.6 mm
- The plate design allows countersinking of the screw head



MODUS 2 Midface

New Instruments

Three orbital retractors are available in the MODUS 2 Midface OPS (Orbital Plating System) to protect the orbital soft tissue and to determine the size of the defect.



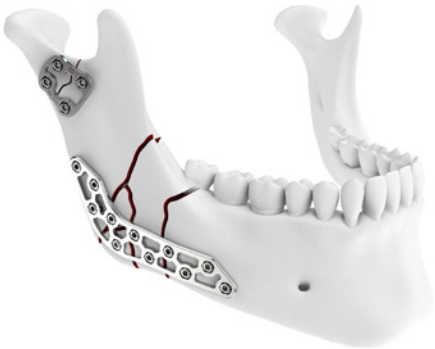
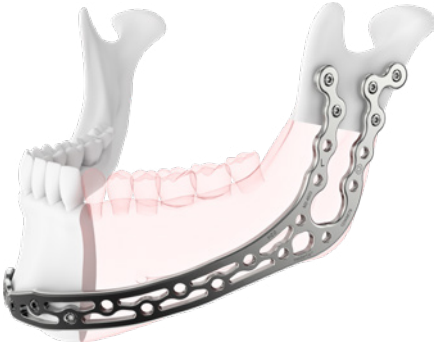
The newly developed mesh cutting pliers can cut any type of mesh. The cutting process rounds off the cut edge.



MODUS 2 Mandible

Plates

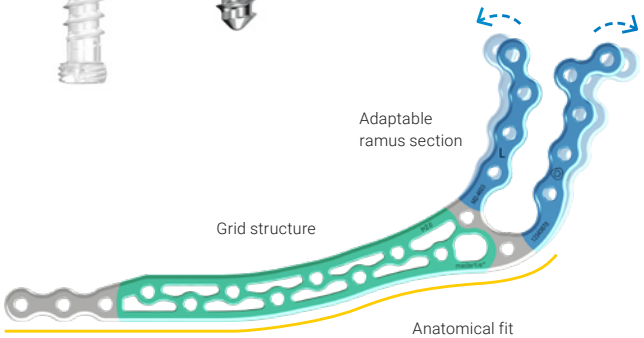

The new MODUS 2 Mandible offers a wide range of plate designs for a variety of mandibular treatments.



MODUS 2 Mandible

TriLock Bridging Plates

- Grid structure for higher stability* combined with a low plate profile and rounded plate edges throughout
- Double-sided TriLock screw holes allow plates to be used on the left and right side, thereby streamlining the plate portfolio**
- Anatomical plate design and adaptable ramus section**
- Less bending of the plate is required



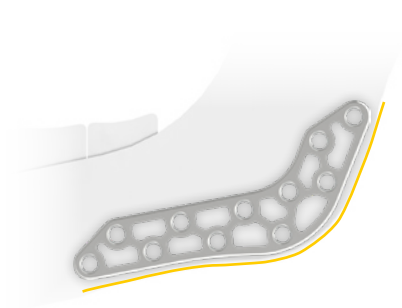
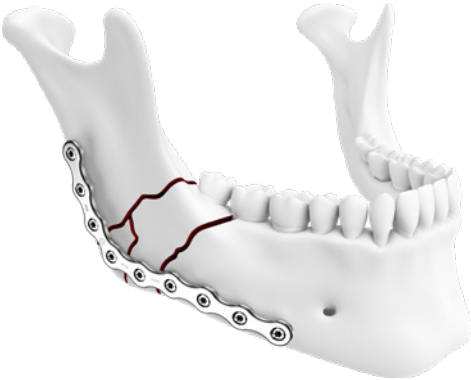
* compared to MODUS Reco 2.5 bridging plates

** for L/H and LC/HC reconstruction plates


MODUS 2 Mandible

Anatomical Fit

Anatomical plate designs in several plate thicknesses to accommodate the various regions in the mandible in terms of bone thickness, soft tissue coverage and stability as well as to reduce intraoperative bending.



Anatomical fit

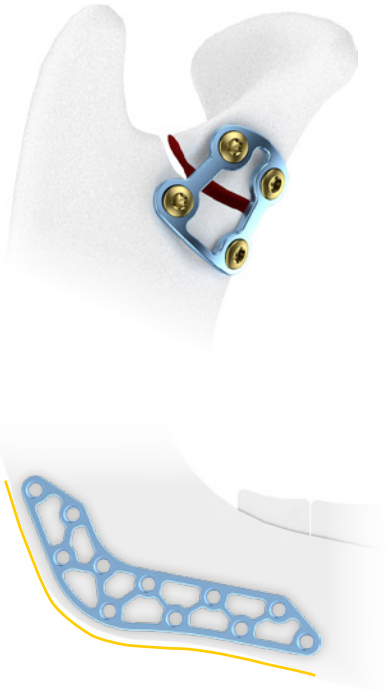


Anatomical fit

MODUS 2 Mandible

Fixation Plates

- Grid mandibular angle plates and grid median-paramedian plates
- Free selection of the screw holes to be filled
- The grid mandibular angle plates have an anatomical plate design
- Wide selection of plates for condylar treatments
- Compression plates for the body and mandibular angle



Anatomical fit

MODUS 2 Orthognathics

Plates

The new MODUS 2 Orthognathics offers a wide range of plate designs for maxillary (midface) and mandibular osteotomies.

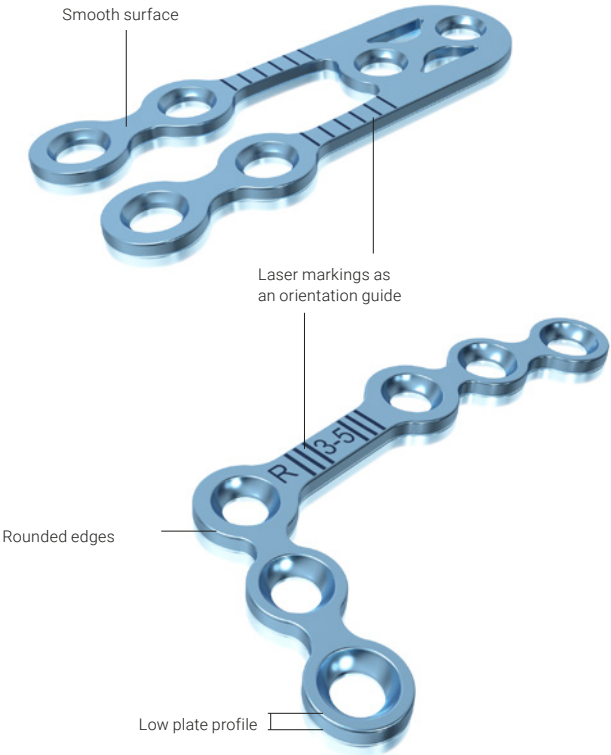
- Large selection of plate designs for more treatment flexibility
- Large selection of screws, including self-drilling SpeedTip screws and locking TriLock screws
- Fine gradation of plate sizes



MODUS 2 Orthognathics

Plate Features

- Fine gradation of plate sizes and bars
- Laser markings as an orientation guide
- Low plate profile
- Rounded edges and a smooth surface for soft tissue protection



MODUS 2 Orthognathics

Midface Plates

- Compatible with screw diameters 1.2 / 1.5 / 1.8 mm
- Anatomical plate design for the L and Z plates based on clinical CT data
- Preshaped maxillary plates



MODUS 2 Orthognathics

Mandible

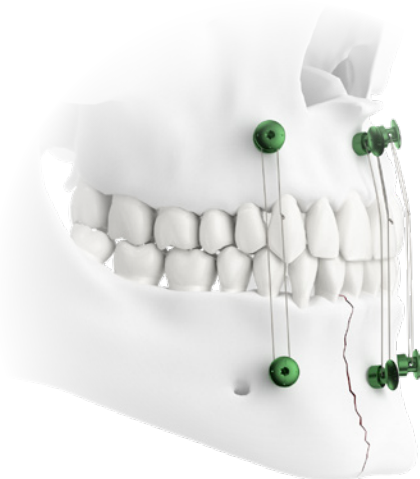
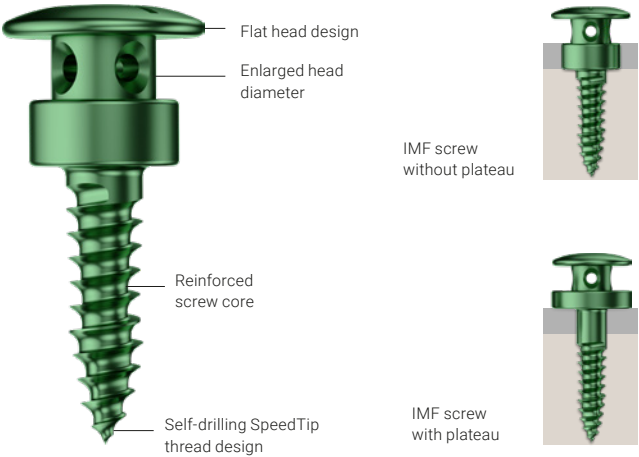
- Compatible with screw diameters 2.0 / 2.3 mm
- Open and closed plates for the sagittal split designed to accommodate various philosophies
- Slider as an aid for intraoperative occlusion adjustment
- Preshaped chin plates
- Locking ramus plates for high ramus osteotomy



Intermaxillary Fixation System IMF

IMF Screws

- Enlarged head diameter to secure the elastomeric ligatures
- Self-drilling SpeedTip thread design for direct screw insertion without predrilling*
- Reinforced screw core for increased shear strength
- Through bores in which to insert the ligature wires are placed parallel to the markings on the screw head

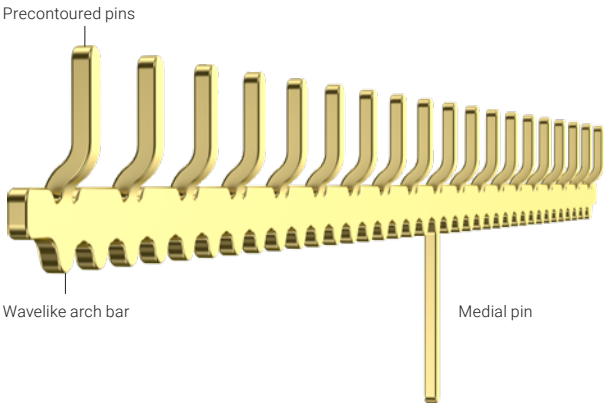


*With very hard bone it may still be necessary to predrill

Intermaxillary Fixation System IMF

IMF Arch Bar

- Precontoured pins no longer need to be bent*
- Wavelike arch bar prevents slippage of the ligature wires
- Medial pin serves as an alignment and fixation aid when fitting the arch bar



90° Screwdriver

90° Screwdriver

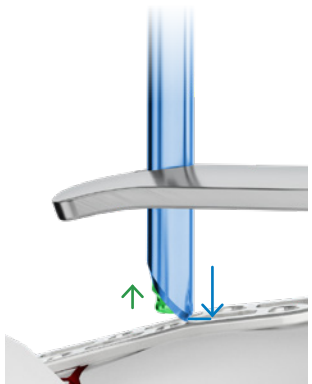
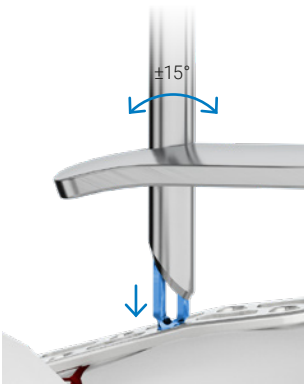
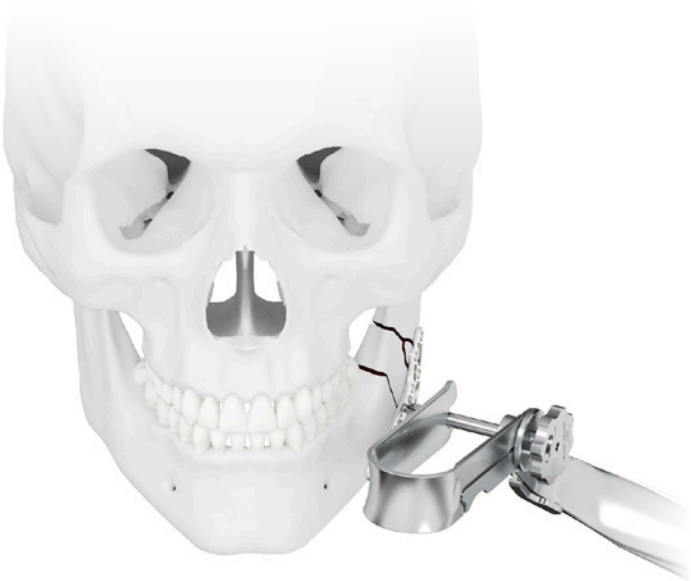
- Head height of 8 mm and slim shape of the shaft provide the best possible freedom of movement and overview in situ
- For easier manual insertion of the screws, the 90° screwdriver has a 1.75 : 1 transmission
- Easy to disassemble for automated cleaning and sterilization



Transbuccal Set

Transbuccal Set

- Intraoral and extraoral cheek retractors
- Lever fastener, bayonet lock and click fastener
- Movable mounted drill guides allow constant pressure to be applied to the implant



CMX MODUS 2 Mandible

CMX MODUS 2 Mandible offers custom-made devices such as plates, surgical guides and 3D bone models as part of the CMX service.

CMX custom-made devices are compatible with the multidirectional and angular stable TriLock locking screws featuring the HexaDrive screw head design.



COMING SOON

CMX MODUS 2 Orthognathics



P E R S O N A L I Z E D
S O L U T I O N S

CMX – Creating More Experience.

About Medartis

Medartis, headquartered in Basel, Switzerland, specializes in technical high-precision implant systems for surgical fixation of bone fractures and osteotomies.

Medartis develops, manufactures and sells titanium screws and plates, surgical instruments and system solutions for fracture fixation in the facial skull and the extremities.

Our motto is «Precision in fixation». Since the company's founding in 1997, we place the highest priority on maintaining stringent quality standards, continuous further development and innovation as well as comprehensive service provision.

Medartis is represented worldwide through its subsidiaries and a broad distributor network.



Medartis Loan Service and Contact Addresses

The MODUS systems are also available as a loan set.

24hrs service (Monday– Friday): order today for delivery on the next working day. Collection takes place directly from the user in the surgery department.

Contact addresses

Our sales representatives will be pleased to advise you personally on our MODUS products. For further information, please contact us at the following addresses or visit www.medartis.com.

Medartis Headquarters Switzerland

Phone: +41 (0)61 633 34 34
Fax: +41 (0)61 633 34 00
order@medartis.com

Austria

Phone: +43 (0) 5577 62 776
Fax: +43 (0) 5577 62 776 20
orders_at@medartis.com

France

Phone: +33 (0) 4 74 99 94 14
Fax: +33 (0) 4 74 99 00 19
orders_fr@medartis.com

Germany

Phone: +49 (0) 7665 98 24 299 (loan service)
Phone: +49 (0) 7665 98 24 0
Fax: +49 (0) 7665 98 24 10
orders_de@medartis.com

Poland

Phone: +48 (0) 71 359 56 18
Fax: +48 (0) 71 359 56 15
orders_pl@medartis.com



R_MODUS2-00000011_v0 / 2023-04, Medartis AG, Switzerland.
All technical data subject to alteration.

MANUFACTURER & HEADQUARTERS

Medartis AG | Hochbergerstrasse 60E | 4057 Basel / Switzerland
P +41 61 633 34 34 | F +41 61 633 34 00 | www.medartis.com

SUBSIDIARIES

Australia | Austria | Brazil | France | Germany | Japan | Mexico |
New Zealand | Poland | Spain | UK | USA

For detailed information regarding our subsidiaries and distributors,
please visit www.medartis.com



Disclaimer: This information is intended to demonstrate the Medartis portfolio of medical devices. A surgeon must always rely on her or his own professional clinical judgement when deciding whether to use a particular product when treating a particular patient. Medartis is not giving any medical advice. The devices may not be available in all countries due to registration and/or medical practices. For further questions, please contact your Medartis representative (www.medartis.com). This information contains products with CE marking and/or UKCA marking. All pictures shown are for illustration purposes only and may not be an exact representation of the product.

For US only: Federal law restricts this device to sale by or on the order of a physician.

© Medartis 2023. Everything herein is protected by copyright, trademarks and other intellectual property rights, as applicable, owned by or licensed to Medartis or its affiliates unless otherwise indicated. It is forbidden to redistribute, duplicate or disclose anything herein, in whole or in part, without the prior written consent of Medartis.